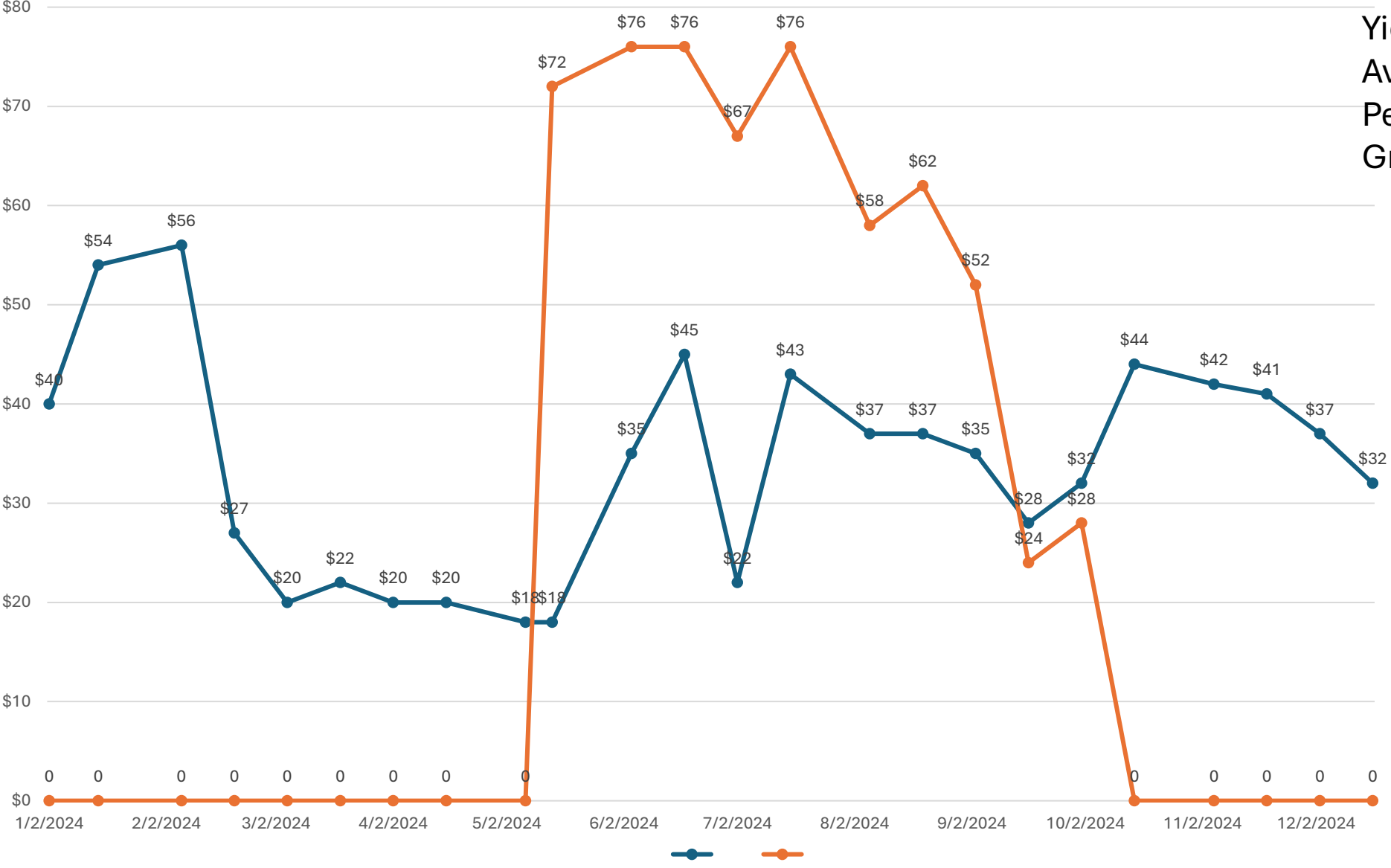


The following market charts are 2024 produce market prices - 2 weeks of every month. The blue line is the Chicago Terminal Market prices and the orange line is the average of 60 Wisconsin auction prices at 5 locations. Iowa auction prices will be added this season.

### Green Beans 2024 30 lb 1 1/9 box

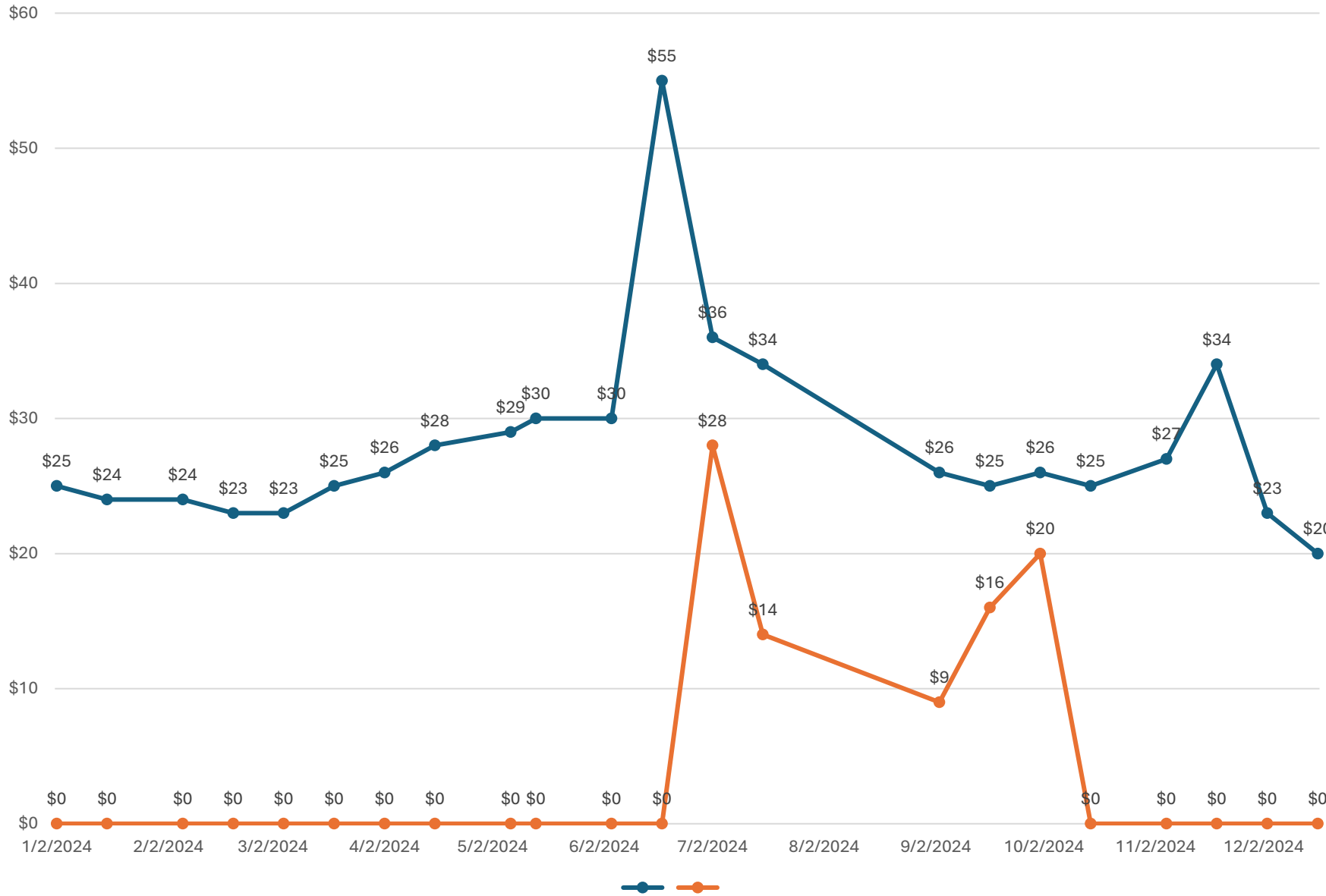


Yield 5,000 lbs/ac  
 Average Price \$33.54  
 Per Pound \$1.12  
 Gross/ac \$6,720

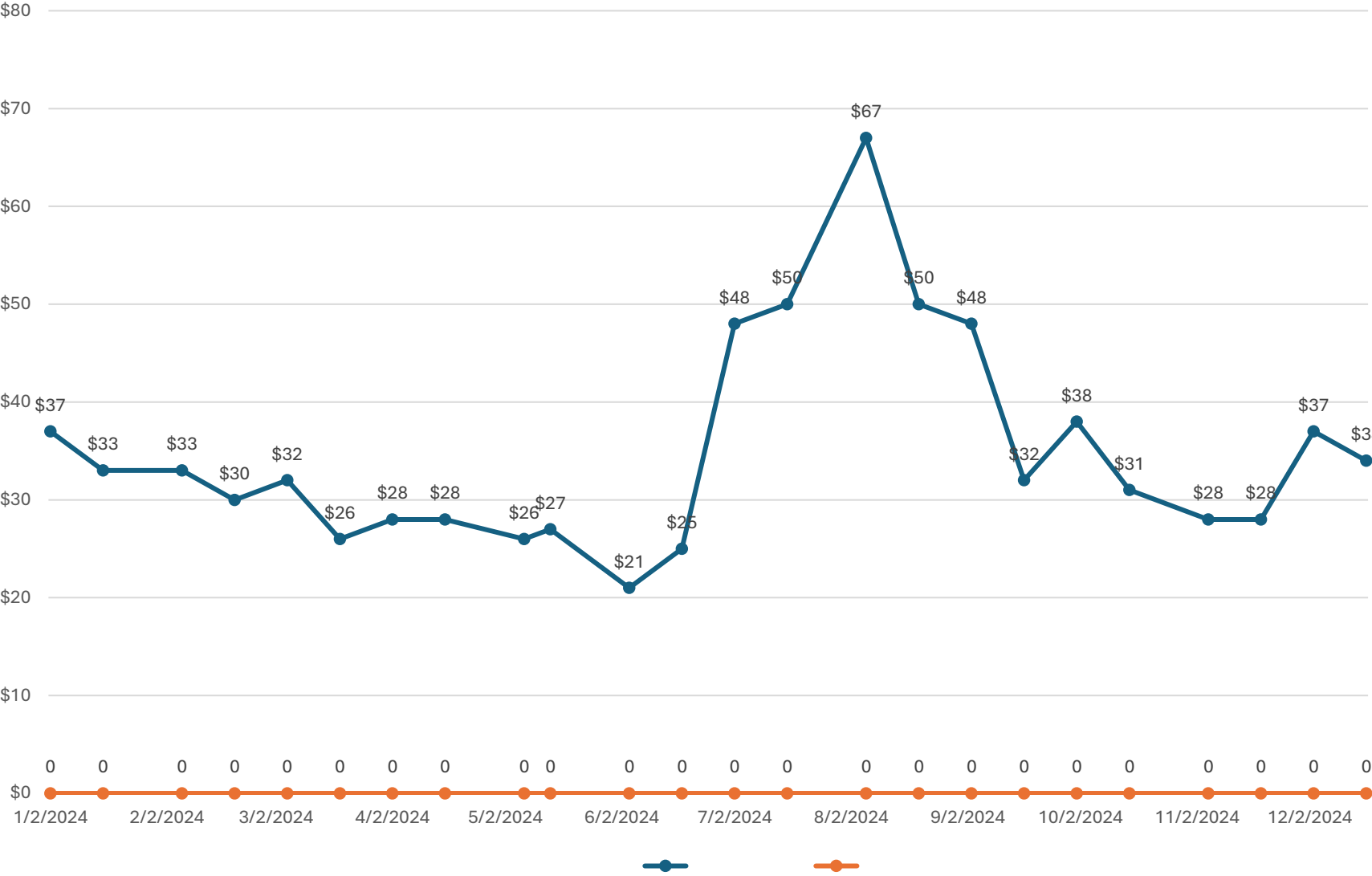


7	Assumptions:				
8	100' x 4' bed and 70 beds per acre				
9	Land cost is \$219/acre				
10					
11		<b>Quantity</b>	<b>Unit</b>	<b>\$/Unit</b>	<b>Total</b>
12	<b>Receipts</b>				
13	Bean sales	5,000	lbs	\$1.12	\$5,600.00
14	<b>Total Receipts</b>				<b>\$5,600.00</b>
15					
16	<b>Planting Year Costs</b>				
17	Supplies				
18	Seed - cover crop	0.75	lbs	\$0.75	\$0.56
19	Seed	2	lbs	\$20.00	40.00
20	Fertilization	6	lbs	\$0.35	2.10
21	Other	0	lbs	\$0.00	0.00
22	Labor Costs				
23	Pre-plant	0.75	hrs	\$14.75	11.06
24	Plant/transplant	0.20	hrs	\$14.75	2.95
25	Weed/pest management	2.00	hrs	\$14.75	29.50
26	Other	0.00	hrs	\$14.75	0.00
27	Interest on preharvest costs (6 months)	\$86.18	dollars	5.8%	2.50
28	<b>Total Pre-Harvest Costs</b>				<b>\$88.67</b>
29					
30	<b>Harvest</b>	<b>Quantity</b>	<b>Unit</b>	<b>\$/Unit</b>	<b>Total</b>
31	Bags (1 lb)	5000	bags	\$0.04	\$200.00
32	Labor				
33	Harvest labor/packaging	12.00	hrs	\$14.75	177.00
34	Other	0.00	hrs	\$14.75	0.00
35	<b>Total Ownership Costs</b>				<b>\$377.00</b>
36					
37	<b>Total Variable Costs</b>				
38	Per bed				\$465.67
39	Per lb				0.09
40					
41	<b>Ownership Costs (Annual)</b>				
42	Irrigation system				\$2.38
43	Machinery				\$11.90
44	Land				\$3.13
45	<b>Total Ownership Costs</b>				<b>\$17.41</b>
46					
47	<b>Total Costs (Annual)</b>				
48	Per bed				\$483.08
49	Per lb				0.10
50					
51	<b>Annual Returns Over Variable Costs</b>				<b>\$5,134.33</b>
52					
53	<b>Annual Returns Over Total Costs</b>				<b>\$5,116.92</b>

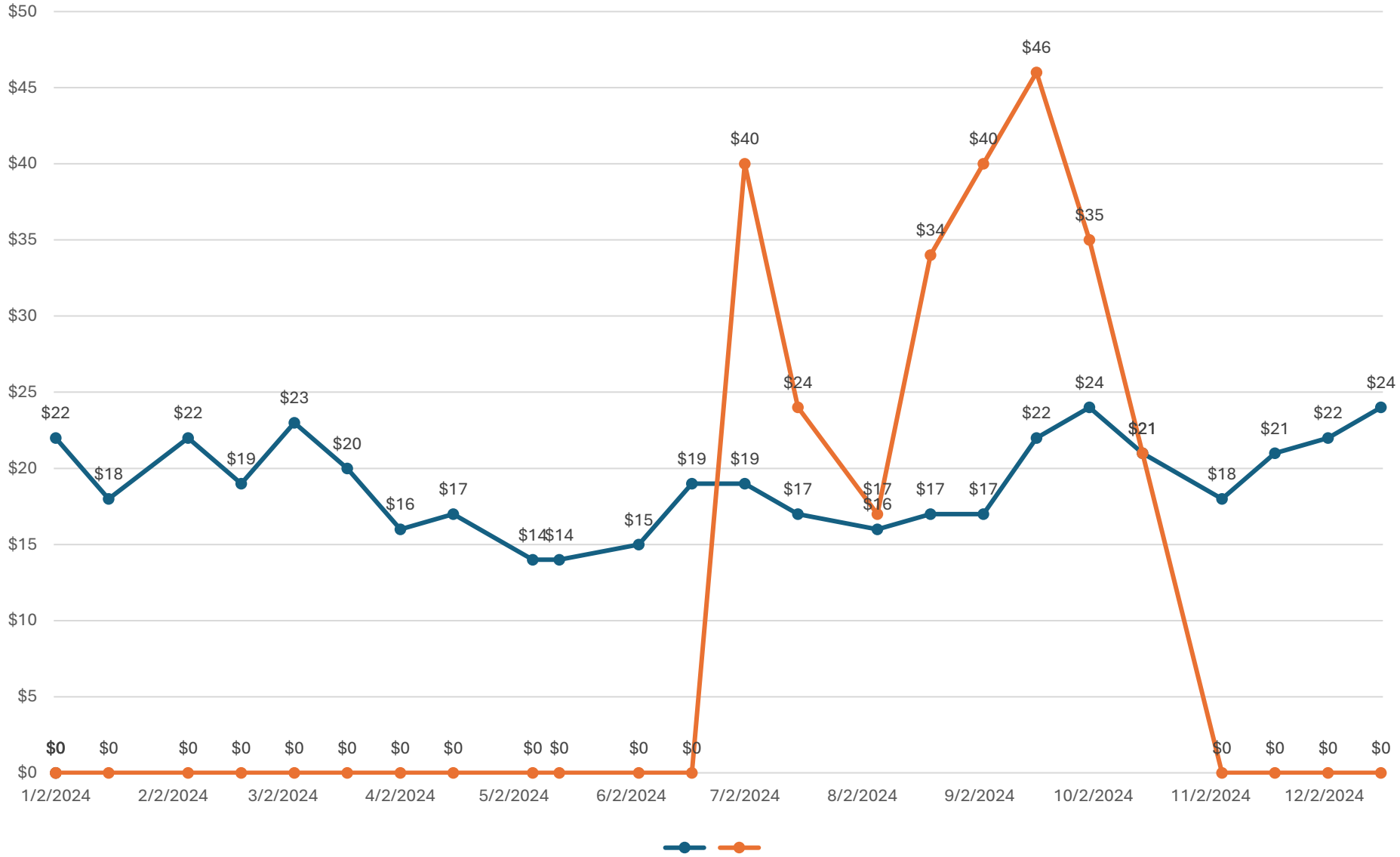
### Broccoli 2024 18-20 heads 20 lbs



### Brussel Sprouts 2024 25 Lb Box

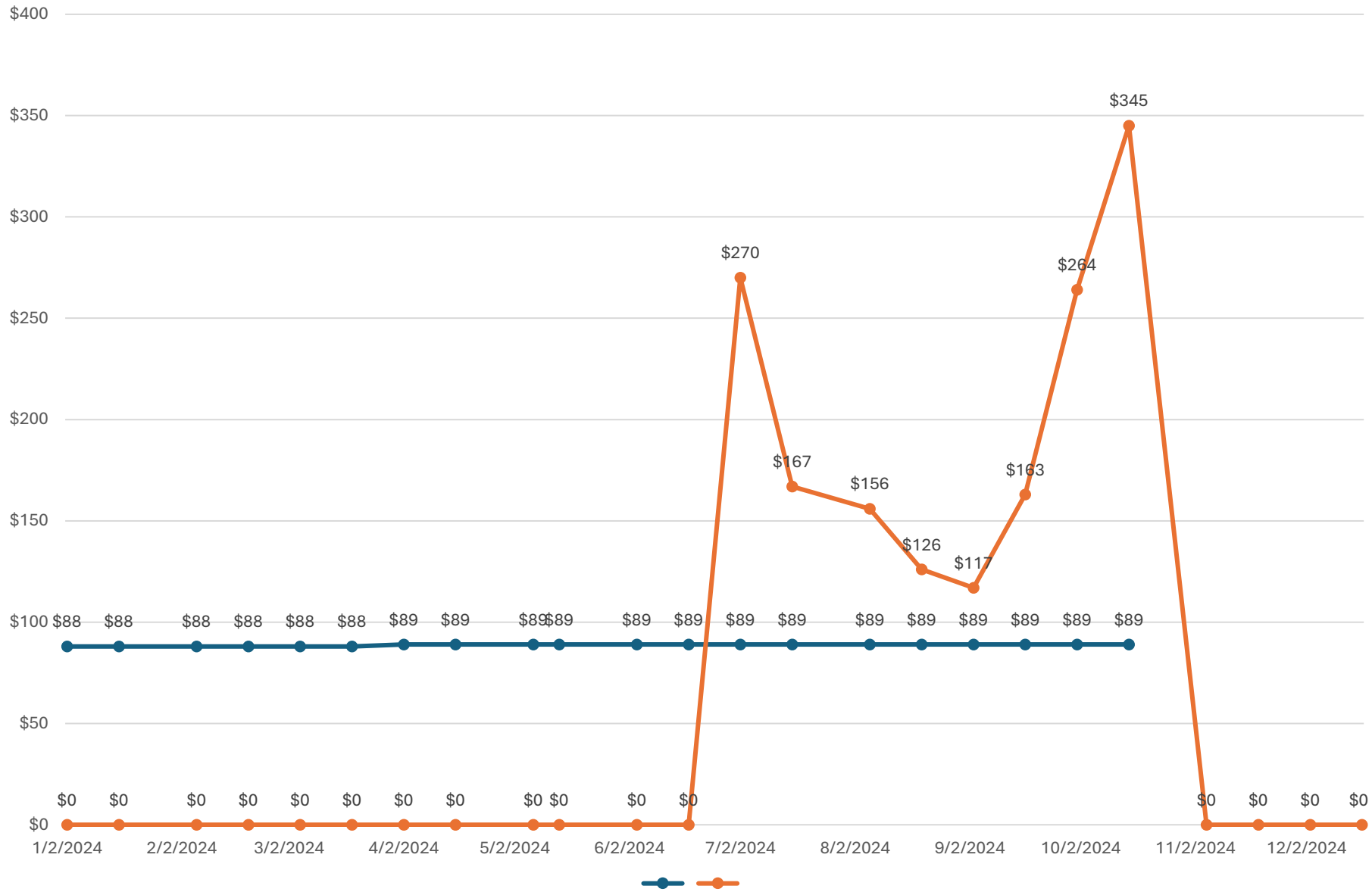


### Green Cabbage 2024 40lb case 2 lb heads

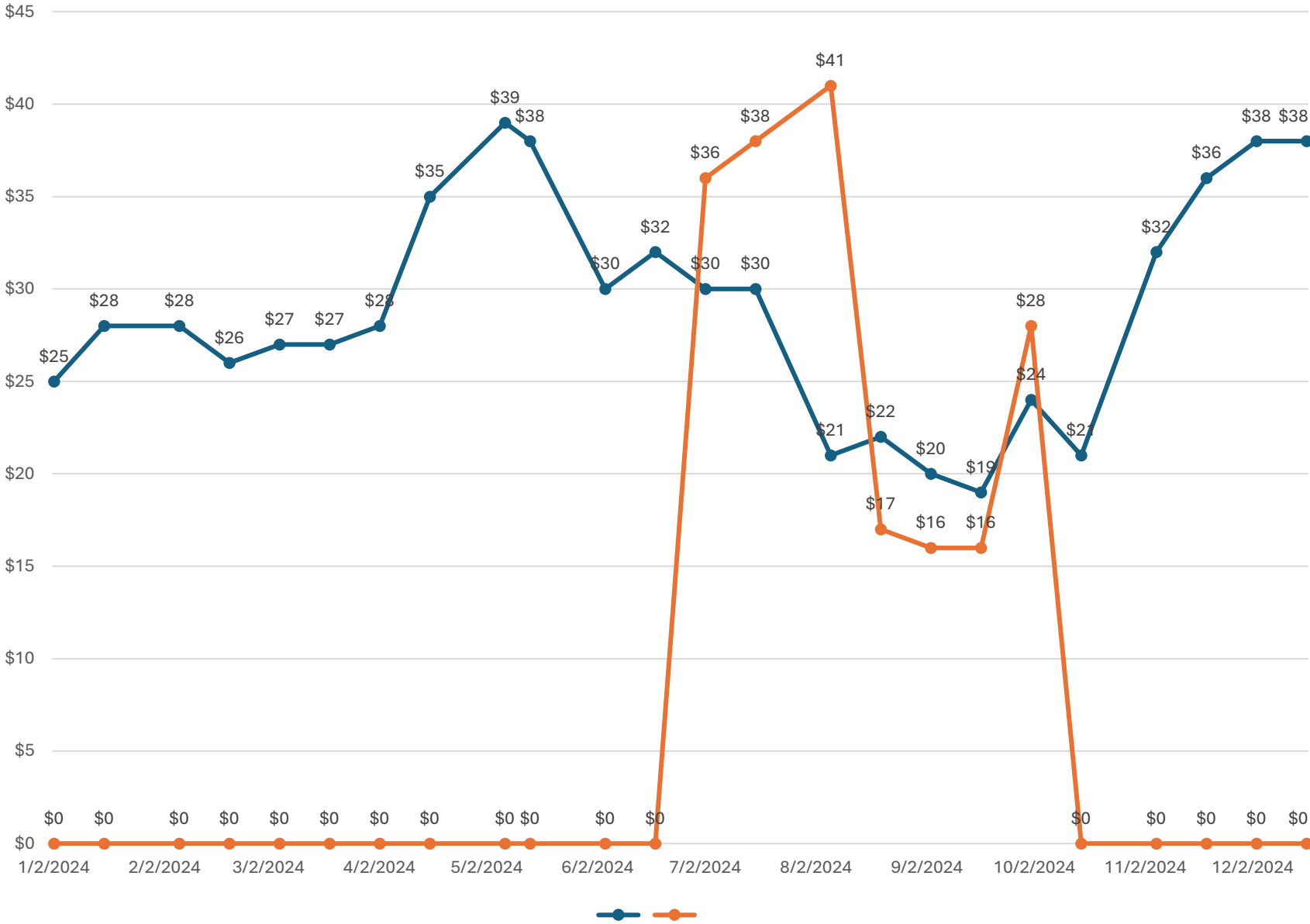




### Garlic 2024 30 lb box, 6-8-10's



### Sugar Snap Peas 2024 5/9 bu 10 lbs

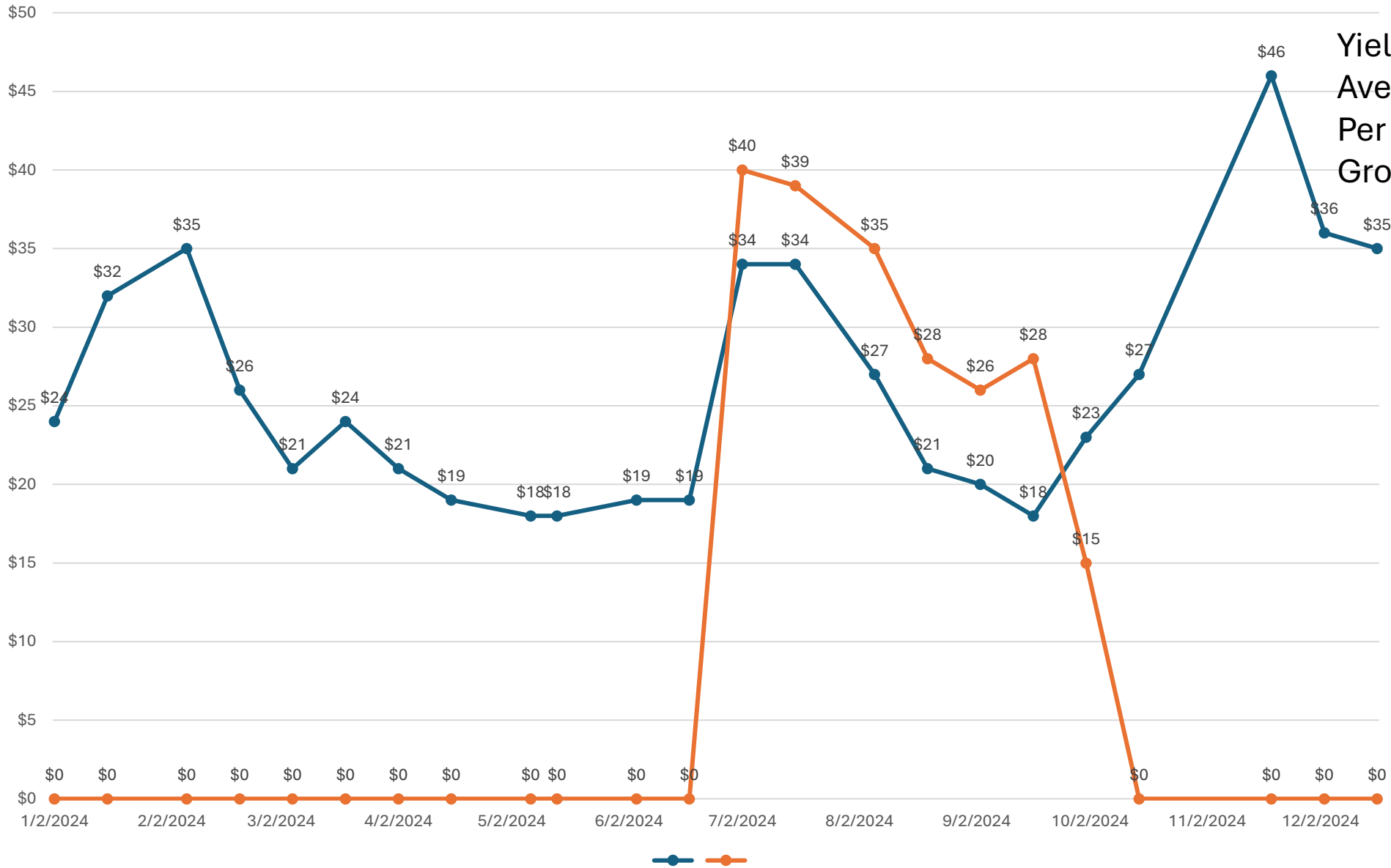


Yield 4,000 lbs/ac  
 Average Price \$29.00  
 Per Pound \$2.90  
 Gross/ac \$11,600





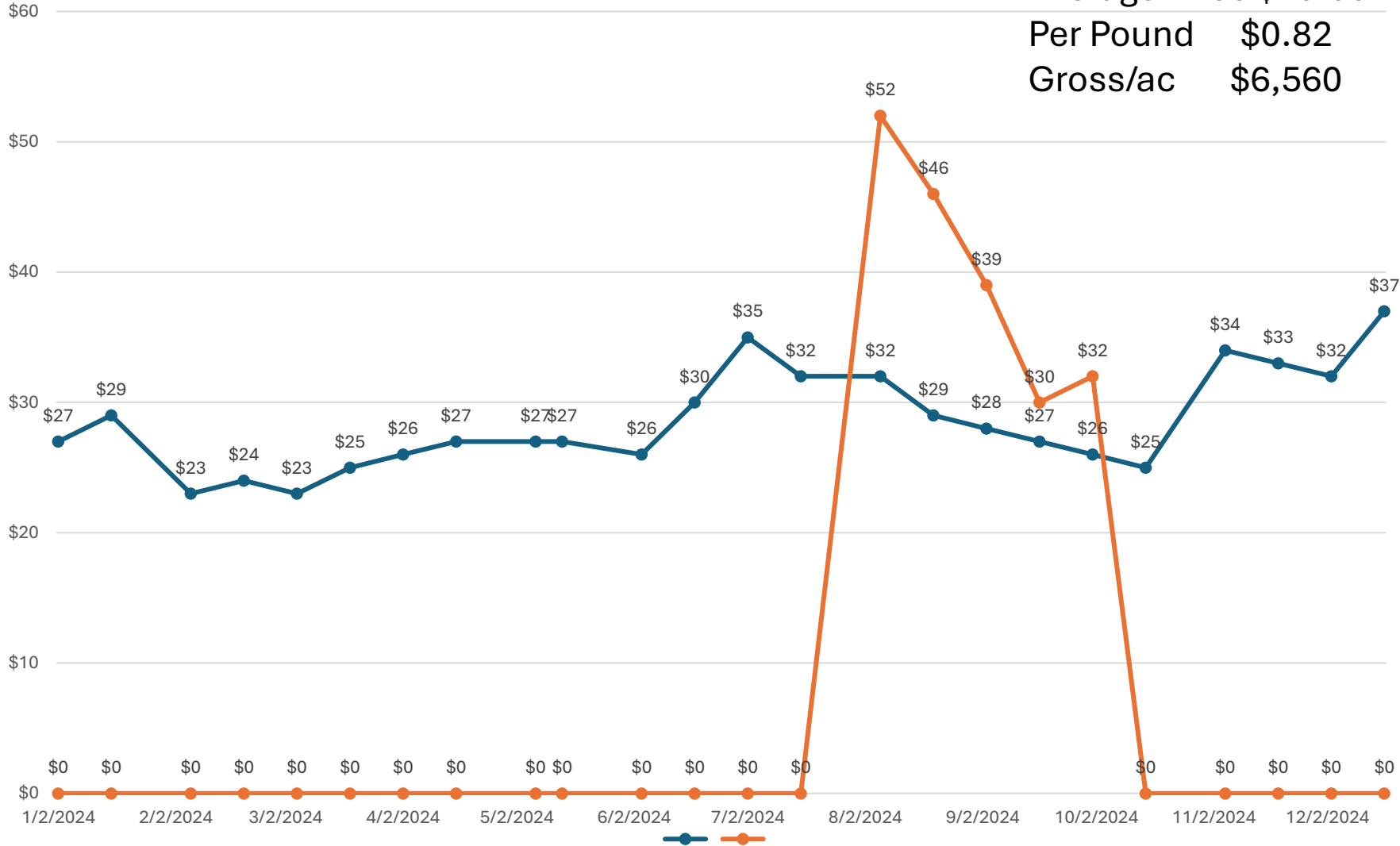
### Green Peppers 2024 - 1 1/9 box 15 lbs



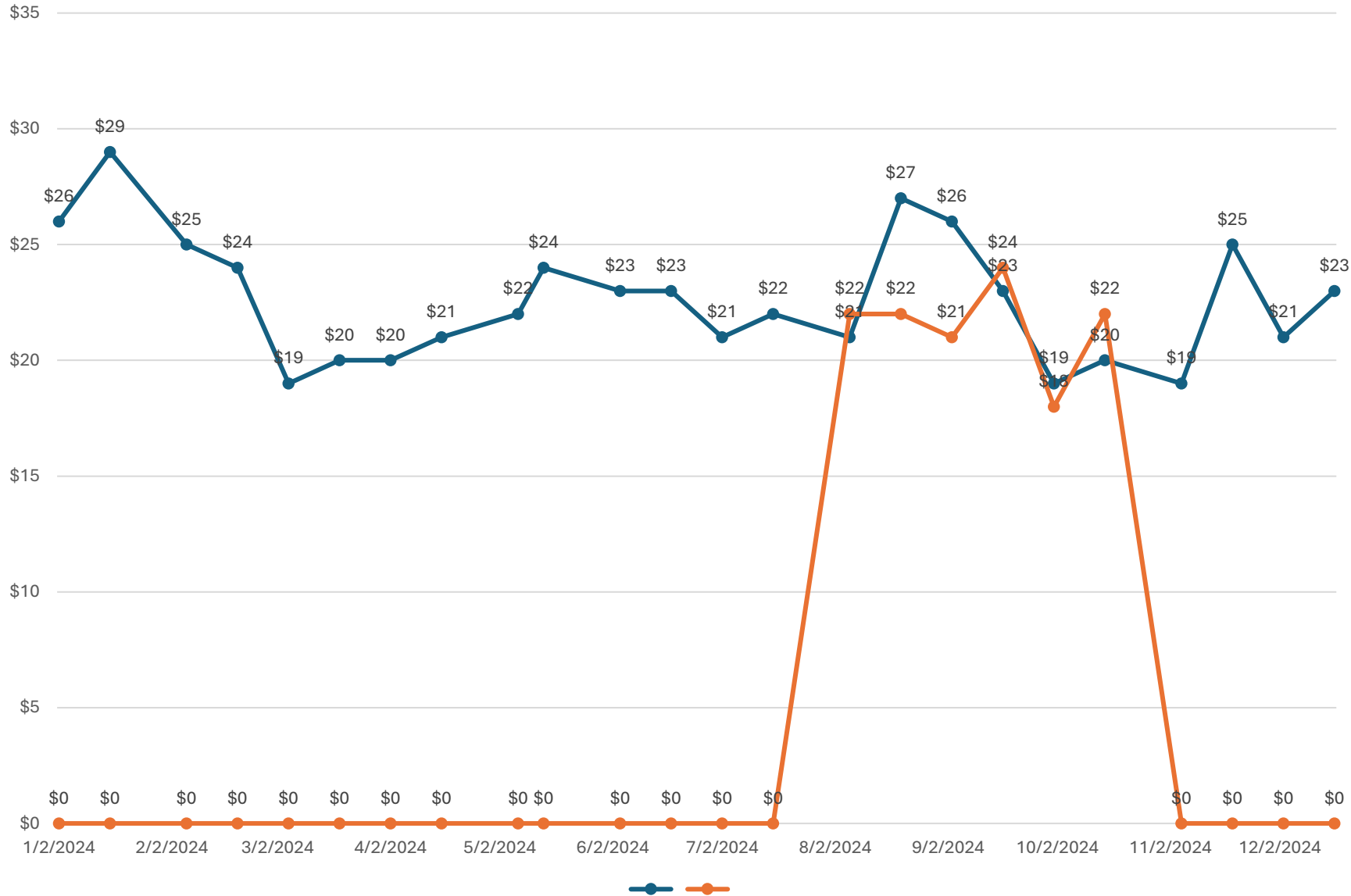
Yield 8,000 lbs/ac  
 Average Price \$25.00  
 Per Pound \$1.67  
 Gross/ac \$13,360

**Jalapeno 2024 1 1/9box 35 lbs**

Yield 8,000 lbs/ac  
 Average Price \$29.00  
 Per Pound \$0.82  
 Gross/ac \$6,560



### Butternut Squash 2024 1 1/9 box 35 lbs



Yield 15,000 lbs/ac  
 Average Price \$23/35  
 Per Pound \$0.67  
 Gross \$9,857



yield/acre in tons

	Crop	Low	Good	Excellent
4	Asparagus	0.8	1	2
5	Beans, snap	2	4	5
6	Beets, red, topped	10	12	15
7	Broccoli (main heads)	2.5	4	5
8	Brussels sprouts	4	5	6
9	Cabbage, fresh market	10	15	20
10	Carrot, fresh market	10	13	15
11	Cauliflower	4	7	10
12	Celery, fresh market	20	30	36
13	Corn, sweet	3	8	10
14	Cucumber, slicing	6	10	13
15	Eggplant	8	10	12
16	Greens (mustard, turnip tops, collards, kale)	5	6	9
17	Horseradish	3	4	5
18	Leek	7	8	9
19	Lettuce, head	12	20	25
20	Lettuce, leaf	10	12	15
21	Lettuce, romaine	14	18	22
22	Muskmelon	4	8	10
23	Okra	2	4	5
24	Onions, dry	15	20	25
25	Onions, green	8	9	10
26	Pak Choi	4	5	6
27	Parsley2	6	8	10
28	Pea, snap	1.5	3	4
29	Pepper, green bell	4	10	13
30	Pepper, cherry	4	5	6
31	Pepper, jalapeno	4	6	7
32	Potato	12	17	22
33	Pumpkin	15	20	25
34	Radish3	2	3	5
35	Spinach	4	6	7
36	Squash, summer	10	15	20
37	Squash, winter	12	15	20
38	Strawberry	3	5	8
39	Sweet potato	5	7	12
40	Tomato, fresh market	10	15	20
41	Tomato, processing	20	25	35
42	Turnip	10	12	15

[Back to homepage](#)